

# SAP Litmos **Product** Release notes

## Table of Contents

<b>New Features</b>	<b>2</b>
Team Lead/Admins: Making Courses & Learning Paths Available for Team Leaders to Assign	2
Team Lead/Admins: New Roles and Permissions	6
Custom SMTP	8
Social Sharing of Badges	8
Mobile Enhancements: ILT Instructor View & Boosts	9
<b>Minor Enhancements</b>	<b>10</b>
Teams: Tree View Detail Pane	10
508 Compliance	10
<b>Bug Fixes</b>	<b>10</b>

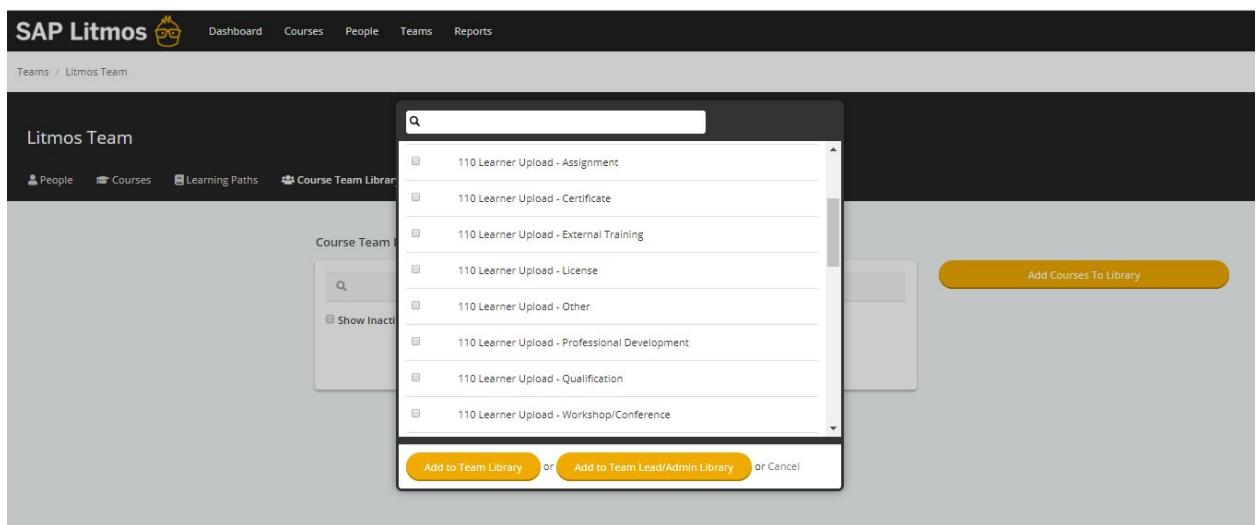
# New Features

## Team Lead/Admins: Making Courses & Learning Paths Available for Team Leaders to Assign

You've asked, and we are listening! With this release, the team leads/admins can now assign any course/learning path to their team members, provided those courses/learning paths have been made available to them for assignment and the permission has been granted.

So how does this work? Two simple steps:

1. The account owner or administrator can add the course to the team lead/admin course library or the team course library. This action makes the course available for the team leader/admin to assign to learners on the team.



2. Team leads/admins can then assign the course/learning path to learners. The current functionality does not change, the team lead/admins now simply have access to more courses/learning paths that could be assigned to learners via the following pages: Team Course Page, People Course Page, Course People Page, Course Team Page, Learning Path People Page, Learning Path Team Page, Team Learning Path Page and People Learning Path Page.

### Team Lead/Admin Course Page Enhancements:

A new permission, "Allow read only access to all courses and learning paths that have been made available for assignment" has been added to the Roles & Permissions under Access Courses.

All users in Litmos have one of the following roles.

Roles & Permissions	Account owner	Administrator	Team Admin	Team leader	Learner
Manage People	<input checked="" type="checkbox"/>	<input checked="" type="checkbox"/>	<input checked="" type="checkbox"/>	<input checked="" type="checkbox"/>	
Manage Teams	<input checked="" type="checkbox"/>	<input checked="" type="checkbox"/>	<input checked="" type="checkbox"/>	<input checked="" type="checkbox"/>	
Manage Courses and Learning Paths	<input checked="" type="checkbox"/>	<input checked="" type="checkbox"/>	<input checked="" type="checkbox"/>	<input checked="" type="checkbox"/>	
Access Reports	<input checked="" type="checkbox"/>	<input checked="" type="checkbox"/>	<input checked="" type="checkbox"/>	<input checked="" type="checkbox"/>	
View assignments at the team level only			<input type="radio"/>	<input type="radio"/>	
View assignments at the team and individual user level			<input type="radio"/>	<input checked="" type="radio"/>	
Access Courses	<input checked="" type="checkbox"/>	<input checked="" type="checkbox"/>	<input checked="" type="checkbox"/>	<input checked="" type="checkbox"/>	<input checked="" type="checkbox"/>
Allow read only access to all courses and learning paths that are available to assign to team members			<input checked="" type="checkbox"/>	<input checked="" type="checkbox"/>	

[Save](#)

If this new permission is checked, then the team leads/admins will now have read only access on the Course Page to courses that have been made available to the team leads/admins:

- Courses/learning paths that are in the course/learning path library ("Library" column)
- Team course/learning path library ("Library" column)
- Team lead/admin course/learning path library ("Library" column)
- Courses assigned to the team/team lead ("Assignment type" column)

Courses

Add Filter + Quick Search

You are viewing the team  
Northeast Region

Courses Learning Paths

Title	Library	Access Level	Active	Date Created	Author	Assignment type
Introduction to Marketing	Course Library	View Only	Active	25/09/2018	Stephen Cunha	
110 Learner Upload - External Training		View Only	Active	01/10/2018	Chelsey	Assigned to Team
110 Learner Upload - Assignment		View Only	Active	01/10/2018	Chelsey	Assigned to Team

Create a new Course

Import Courses in bulk

Perform a bulk action on selected courses  
Please select an action

Recently viewed courses  
Introduction to Marketing

Popular categories

Edit rights will not exist on these courses/learning paths that have been made available to the team lead/admin except for courses the team lead/admin has created.

### What can team leads/admins now do with the courses made available on the course page?

- Team leads/admins can click on the read only courses/learning paths to access the following course tabs:
  - Content: Displays a list of modules without any ability to edit the modules.
  - People
  - Team
  - Ratings: Only displays user ratings for people on the team.
- Team leads/admins will now also have the ability to register and unregister team members into ILT sessions for courses that are assigned or made available to them via the library.

If the team lead/admin clicks on the read only ILT course assigned or made available, the sessions for the course can be accessed in read only mode:

SAP Litmos Dashboard Courses People Teams Reports

Courses / ILT Course Made available to Team / ILT Session Read Only

You are viewing the team  
Litmos Team

Sessions Register

Calendar February 2019

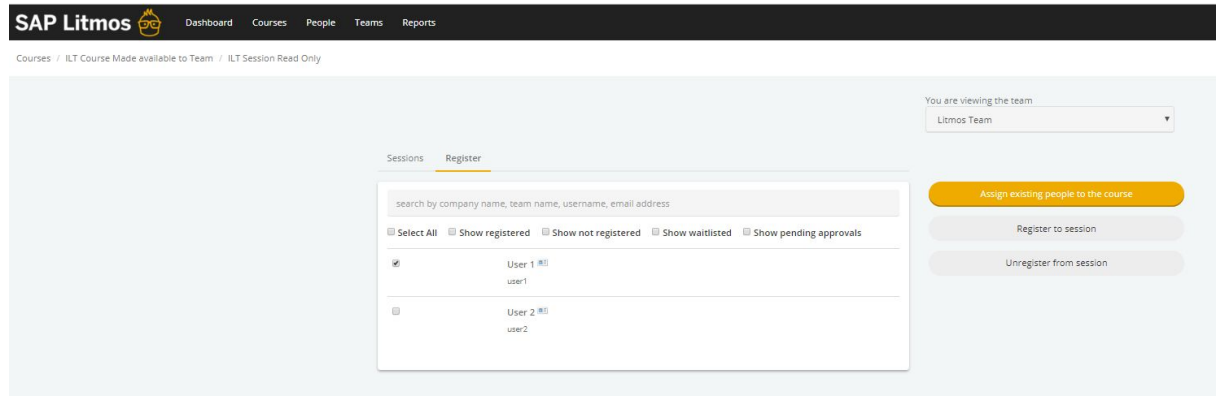
Sun	Mon	Tue	Wed	Thu	Fri	Sat
27	28	29	30	31	1	2
3	4	5	6	7	8	9
10	11	12	13	14	15	16
17	18	19	20	21	22	23
24	25	26	27	28	1	2
3	4	5	6	7	8	9

Session 1

Sessions  
Other live courses (where I am an instructor)

Session detail

The learners of the team can be registered or unregistered from these sessions:



- Team leads/admins can now also create learning paths with the read only courses if they have the Manage courses and learning paths permission checked.

If this new permission, “Allow read only access to all courses and learning paths that have been made available for assignment”, is unchecked (default), then the team leads/admins will not see the courses that are made available or assigned on the Course Page.

This will work in tandem with the “Manage Courses and Learning Paths” role and permission as follows:

Manage Courses & Learning Paths	<input type="checkbox"/>	<input checked="" type="checkbox"/>	<input type="checkbox"/>	<input checked="" type="checkbox"/>
Access Courses	<input type="checkbox"/>	<input type="checkbox"/>	<input checked="" type="checkbox"/>	<input checked="" type="checkbox"/>
Course Page	Course page not visible	Only displays courses/learning paths created by the team lead/admin. The team lead/admin can now also create learning paths with the read only courses.	Only displays courses and learning paths (Read-only) that have either been made available or assigned to the team leaders/team.	Displays all courses and learning paths that are either assigned, made available in the library (Read-only) and courses/learning paths created by the team leads/admins. The team lead/admin can now also create learning paths with the read only courses.

# Team Lead/Admins: New Roles and Permissions

We realize that you may have very different use cases for assigning courses directly to teams or directly to users, as a means of facilitating customer training, partner training and/or employee training within your Litmos account (depending on the complexity of your organization).

Currently, team leads/admins see *all courses assigned* to users via team association as well as direct, individual user assignments.... but often times there is a need to only show the courses/learning paths that are assigned to a user by team association, so that team leads/admins *only see courses/learning paths within the context of the team*.

As a first step to streamline the views for team leads/admins, this release will enable you to apply new permissions at the account level. These permissions are, "View assignments at the team level only" and "View assignments at both the team level and individual user level". Select one or the other.

Roles and Permissions could be changed by the Account Owner via the "Account Settings" --> "Roles and Permissions" as shown below. Please note the new roles and permissions under "Access Reports".

All users in Litmos have one of the following roles.

Roles & Permissions	Account owner	Administrator	Team Admin	Team leader	Learner
Manage People	<input checked="" type="checkbox"/>	<input checked="" type="checkbox"/>	<input checked="" type="checkbox"/>	<input checked="" type="checkbox"/>	
Manage Teams	<input checked="" type="checkbox"/>	<input checked="" type="checkbox"/>	<input checked="" type="checkbox"/>	<input checked="" type="checkbox"/>	
Manage Courses and Learning Paths	<input checked="" type="checkbox"/>	<input checked="" type="checkbox"/>	<input checked="" type="checkbox"/>	<input checked="" type="checkbox"/>	
Access Reports	<input checked="" type="checkbox"/>	<input checked="" type="checkbox"/>	<input checked="" type="checkbox"/>	<input checked="" type="checkbox"/>	
View assignments at the team level only			<input checked="" type="radio"/>	<input type="radio"/>	
View assignments at the team and individual user level			<input type="radio"/>	<input checked="" type="radio"/>	
Access Courses	<input checked="" type="checkbox"/>	<input checked="" type="checkbox"/>	<input checked="" type="checkbox"/>	<input checked="" type="checkbox"/>	<input checked="" type="checkbox"/>
Allow read only access to all courses and learning paths that are available to assign to team members			<input checked="" type="checkbox"/>	<input checked="" type="checkbox"/>	

[Save](#)

The default permission set will be set to “View assignments at both the team level and individual user level” to mirror what the team leads/admins are able to view today.

### **What do these roles and permissions mean?**

View assignments at the team level only

Team leads/admins can see all learners who are assigned to Teams they are Team leads/admins of, and they can only see courses they have access to. Meaning, they can see information for these courses if they are:

- Assigned through the team ONLY (that the Team Leader/Admin is promoted to)

View assignments at both the team level and individual user level

Team leads/admins can see all learners who are assigned to Teams they are Leaders/Admins of, and they can only see courses they have access to. Meaning, they can see information for these courses if they are:

- Assigned through the team or individually to users of the team

### **What pages and reports will be updated with the roles and permissions?**

The roles and permissions are applied to the following pages and reports:

- Dashboard Page
  - Total Courses Metric
  - Active Courses Metric
  - Activity
- People Page
  - Courses
  - Learning Paths
  - Achievements
  - Points and Badges
  - Boosts
  - Recent Activity
  - Schedule
  - Instructor Schedule
- Reports Page
  - Courses Completed Metric
  - Assigned Courses Completed Metric
  - Most Active Courses
- Quick Reports

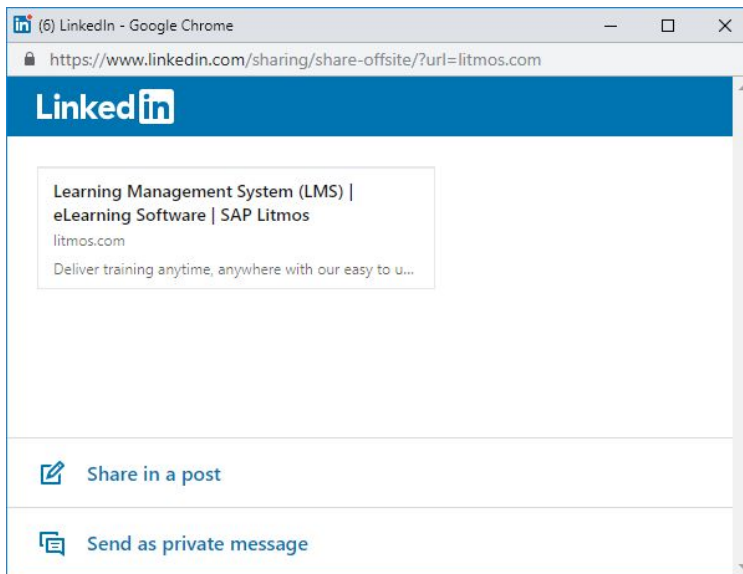
- All quick reports, except the team quick report. The team quick report will only show courses that are assigned to the team.
  - *As a result of the changes pertaining to roles and permissions, the filter to “show data for all teams” has been removed in order to avoid any conflicts with the permissions.*
- Legacy Reports
    - User Results View

## Custom SMTP

Litmos now has an ability to connect with your company’s SMTP site. SMTP stands for “Simple Mail Transfer Protocol”, and an SMTP site is used for a variety of email services. When you connect your company’s SMTP site to your Litmos account, the SMTP site will be used to relay email messages to your learners. These emails are sent from [system@litmos.com](mailto:system@litmos.com). This gives your company the power to custom label the “from” address on all emails relayed through your SMTP site to your Learners, including additional abilities to audit those email messages that are relayed through the SMTP site. With the help of your IT department, this feature will only take a short while to configure, test and launch!

## Social Sharing of Badges

Social Sharing of badges has been enhanced to allow badges to be shared as posts in LinkedIn.



Additional details such as a custom URL can also be specified when learners share their badges in LinkedIn.




**Edit Badges/Points**

Gamification Item  
Course Badge for Sharing

Assign a badge for this achievement

Assign a badge



choose a badge

**Badge Name:**  
Course Badge for Sharing  
This will be shown to the user when they earn the badge

**Description:**  
Course Badge for Sharing

Enable the Badge for Social sharing  
**URL:**  
litmos.com

Share Badges as Posts

**Points** 0

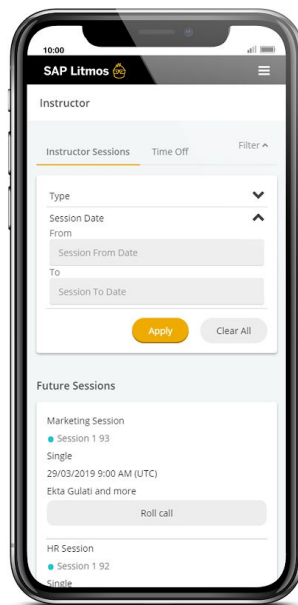
Points are optional and are not necessary if you are only using a badge

Define requirements to earn this achievement Add Course Add Learning Path

Course BF80301 - Medical Terminology Basics Word Building V6 x

## Mobile Enhancements: ILT Instructor View & Boosts

Litmos has now extended the ILT Instructor View and the Boosts feature to the Mobile App. The functionality is similar to the browser but optimized for the mobile experience.

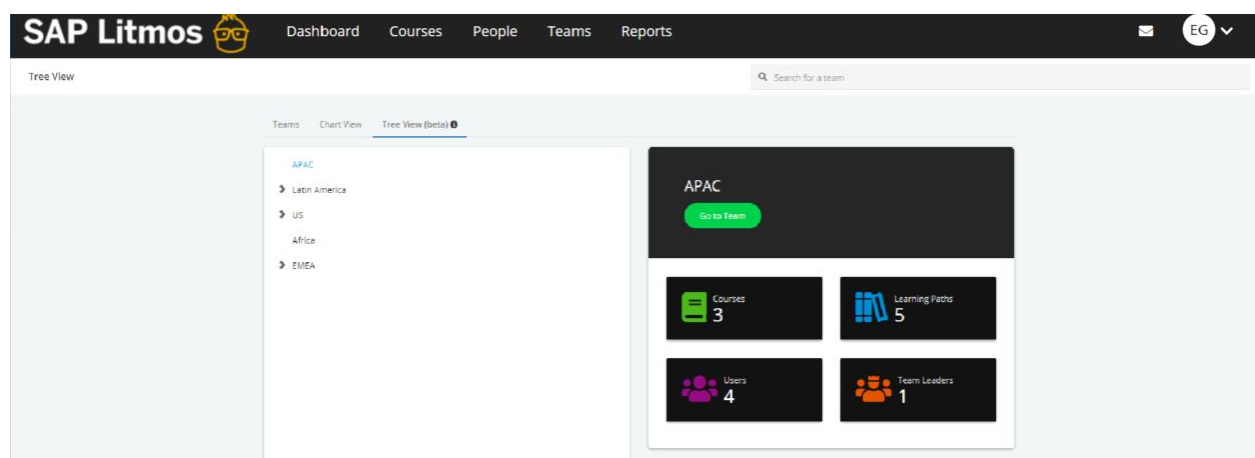


# Minor Enhancements

## Teams: Tree View Detail Pane

We received very positive feedback on the Team Tree View that was introduced a few months back, so in this release we have further enhanced this view to include a details pane that provides a quick preview of the team and the following information: Courses, Learning Paths, Users and Team Leaders.

If a team is not selected, *nothing will display in the team preview*. Upon selecting a team/sub team, you will be able to see the details pertaining to the team/sub team selected.



## 508 Compliance

Accessibility is front and center for Litmos. As part of this release we have made several updates to ensure we maintain the high accessibility standards.

## Bug Fixes

- Team leaders were able to view/edit settings for courses they did not create
- Team Quick Report: Data mismatch between “Courses Assigned to team” and “Number of Courses Assigned” Metrics
- Litmos help guide link was inactive for the Ratings and Litmos Assign features
- Course Image was no longer visible in the “Proficient Instructors” tab
- User Advanced Custom fields: Mandatory drop down fields did not prompt the learners to enter a value due to the default value set for these fields
- The emailed password reset link will expire after 24 hours

- ILT email notifications for sessions requiring enrollment approvals included an incorrect button label to “Register” to the session. This has been changed to “Request Approval”.
- Course Quick Report: Filtering for a date range on the results complete field previously did not display all courses completed during that date range
- Teams Quick Report: Searching for a course in the “Courses and Users” tab would not display the users who are complete.
- People Quick Report was missing the address data from the user profile
- Team Quick Reports were showing course assignments outside the scope of the team
- Team Quick Report: when filtering for results completed, courses assigned metrics would double
- Team Quick Report was previously showing ‘0’ courses assigned
- Module Quick report: Filtering for incomplete modules in the quick reports did not display the incomplete modules
- ILT Live Sessions on the learner view: If the browser was left open for 30 minutes or more, and the learner refreshed the browser, the times for the ILT would not appear for any sessions
- The API endpoint, “api.litmos.com/v1.svc/Org/courses?” returned incorrect details for “ForSale” field
- The API endpoint, “api.litmos.com/v1.svc/Org/courses?” incorrectly returned details for “CourseTeamLibrary” when it should not have
- Content loading and display wait times in the Learner View.
- Litmos ecommerce payments into an account without a valid payment gateway connected won’t process.
- Users were being auto-promoted to a team leader if the user had that access level on a team and was assigned to a new team through the people → team assignment tab.
- When learner self enrolls into LP with course(s) that contain linked modules that are already completed in another course, the Learning Path calculation is not triggering until the Learner initiates progress in Learning path again.
- People Quick Report: Report filtering fixes
- Inactive Learning Paths assigned to users were not appearing in reports
- Team Quick Report: Filtering fixes when filtering for “courses completed”